



EAGER BEAVER



CLASS



EAGER BEAVER CLASS



Name

Contents

The Adventurer Uniform	6
Field Uniform	6
Class A Uniform	6
Left Arm:	6
Right Arm:	6
Basic.....	8
I am a EAGER BEAVER at the	9
The Adventurer Pledge	10
The Adventurer Law	11
The Adventurer Song	13
Reading Certificate	14
My God	15
His Plan to Save Me	16
Ask a parent to tell or read you a story about Ellen G White	16
His Message to Me	17
Memorize Genesis 1:1	17
Learn the days of creation and what was created in each day.....	18
His Power in My Life	19
Memorize the Lord's.....	19
Earn the Beavers chip.	22
Earn the God's World chip.	24
Myself	25
I Am Special.....	26
Memorize John 3:16	26
Memorize another text form the list:.....	27
I Can Make Wise Choices	28
Learn my full name	28
Learn my mother's full name	28
Learn my father's full name	28
Learn my address.....	28
Learn my mother's/fathers phone number.	28
Alphabet fun chip	29
Earn the Manners fun chip.....	34
I Can Care For My Body	35
Earn the Know your body chip	36

My Family	39
I Have A Family	40
Say the fifth commandment: "Honor your father and your mother" (Exodus 20:12).	40
Families Care For Each Other	41
Complete the Helping at Home chip.	41
Complete the Fire Safety chip.	42
My Family Helps Me Care For Myself.....	43
Help pack a lunch and participate in an outdoor activity with a family member, your friend or club.....	43
Complete the Toys chip.	43
My World	45
The World of Friends	46
Make & deliver a Get Well Card to a sick person	46
The World of Other People	46
Colours	46

The Adventurer Uniform

Uniform for the Adventurer boy and girl

GIRLS	Navy blue pinafore or skirt, white blouse (shirt type blouse with short sleeves).
BOYS	Navy blue pants, white shirt with short sleeves and regular collar.
BOYS/GIRLS	Shoes: uniform within club; Navy blue or white socks: uniform within club.
SCARF	Adventurer scarf is part of the uniform worn with an Adventurer slide.
AWARD SASH	The sash is navy blue and part of uniform.

Class Level: ___ LL ___ EB ___ BB ___ SUN ___ BUI ___ HH


Field Uniform

Club Polo-Shirt ___ Have ___ Need _____ Size

Class A Uniform

Left Arm:

Adventurer World ___ Have ___ Need



Right Arm:

Club Crest Insignia: ___ Have ___ Need
 Insignia Patch: ___ Have ___ Need



Sash:  ___ Have ___ Need

Scarf:





Slide:

___ Have ___ Need

Scarf:



Left Sleeve	The Adventurer World emblem is to be worn on left sleeve 1½” below the shoulder seam.	 <p>Left Sleeve</p>
Right Sleeve	The Adventurer Club Name Crescent is to be worn ½” below the shoulder seam. The Adventurer Club Emblem is to be worn 2½” down from the shoulder seam.	
Sash	Adventurer awards and class pins, only. If you have earned any AY/Pathfinder Honours you are not to place them on your sash.	
Name Tag	Your name tag is to be centred over the right pocket or its equivalent position on the sash or blouse.	

Welcome to Eager Beavers. This program is designed for children age five (5). This workbook is so the child can enjoy the work necessary and have fun. Parents, please help with ideas but do not do the work for the child. The main purpose is to have a tool that can be used by both child and adult. Each requirement is explained so you know what to do.

Basic

1. Be Enrolled in year 1 or 5 years of age
2. Recite the Adventurer Pledge.
3. Recite the Adventurer Law.
4. Sing the Adventurer Song
5. Pray independently.



I am a **EAGER BEAVER** at the

..... **Adventurer Club**

I am **years old**

My home address is:

.....

.....

.....

The Adventurer Pledge

"Because Jesus loves me, I will always do my best."








The Adventurer Law

Jesus can help me to:

- Be obedient
- Be pure
- Be true
- Be kind
- Be respectful
- Be attentive
- Be helpful
- Be cheerful
- Be thoughtful
- Be reverent

(write each law in the stars)





The Adventurer Song

We are Adventurers,
 at home, at school, at play.
 We are Adventurers,
 we're learning every day –
 To be honest, kind and true,
 to be like Jesus through and through.
 We are Adventurers!

Copyright 2006 - Jomah Music and Publications

Music and Words by Joann M. Herrington

Chord progression for the first system: F, Bb, F, C7

Chord progression for the second system: F, F7, Bb, C7, F, A7

Chord progression for the third system: Dmin, Gmin, F, C7, F

Lyrics: We are Ad-ven-tur-ers; at home, at school, at play; We are Ad-ven-tur-ers, We're learn-ing ev'ry day to be hon-est, kind, and true, to be like Je-sus through and through - - - We are Ad-ven-tur-ers!

Reading Certificate

Reinforcement

I listened to three books from the Adventist Book Centre Adventurer Reading List OR

I listened to one book from each of the following categories:

- Bible Story
- Nature Story
- Another Story

My books were called:

.....

.....

.....

.....

.....

Teacher Signature.....

My God

- I. **God's Plan To Save Me**
 - A. Ask a parent to tell or read you a story about Ellen G White

- II. **God's Message To Me**
 - A. Memorize Genesis 1:1
 - B. Learn the days of creation and what was created in each day
 - C. Say the fourth commandment: "Remember the Sabbath day, to keep it holy" (Exodus 20:8).
 - D. Earn the Bible Friends chip.

- III. **God's Power in My Life**
 - A. Memorize the Lord's Prayer
 - B. Earn the Beavers chip.
 - C. Earn the God's World chip.

His Plan to Save Me

Ask a parent to tell or read you a story about Ellen G White

Ellen White

Story – Holding up the Bible



Mrs Ellen White

The Bible Ellen called for after this experience in her home in Portland was, presumably, the "big Bible" now in the White Estate vault with the names of Robert and Eunice Harmon stamped in gold on the spine. This Bible is 18 inches (46 centimeters) long, 11 inches (28 centimeters) wide, four inches (10 centimeters) thick, and weighs 18½ pounds (seven kilograms). On one occasion, during family prayers in 1845, Ellen stepped over to a bureau upon which this large volume rested and picked it up. Placing it on her left hand, she easily held it with her arm extended for an estimated half hour. During the vision she referred, in short exclamations, to the value of the Word of God. Although in frail health she was in no way fatigued by the experience.

Activity- Travelling in the wagon- See Group Activity Section

His Message to Me

Memorize Genesis 1:1


"In the beginning God created the heavens and the earth".



Learn the days of creation and what was created in each day.




Day _____




Day _____



Day _____



Day _____



Day _____



Day _____



Day _____

His Power in My Life

Memorize the Lord's




My Lord's Prayer

Our Father in heaven,
Hollowed be Your
name.



Your kingdom
come, Your
will be done
on earth as it
is in heaven.



For Yours is the
kingdom and the
power and the
glory, forever,
Amen!

Earn the Beavers chip.



1. What does a beaver use its tail for?

.....

2. Why do beavers have such big front teeth?

.....

.....

3. What do beavers eat?

.....

4. How do beavers cut down trees? Move large logs?

.....

.....

5. How do beavers build dams? Why do they build them?

.....

.....

6. How is a beaver's home made?

.....

.....

7. Build a beaver dam using small sticks and glue or build a beaver lodge.

.....

.....

8. Read a story about beavers, their families, and how parent beavers protect their young.

9. How many babies does a mother beaver have? How soon after birth can baby beavers swim?

.....

.....

10. Draw or colour a picture of what a beaver's lodge looks like, if you slice off one side of a typical beaver lodge.

Earn the God's World chip.

1. Who made our world? (Learn Genesis 1:1.)

2. Act out the story of creation while someone reads or tells it.

Parent/Teacher signature

3. Sing a song about your world.

Parent/Teacher signature

4. Look at a globe and show where you live.

Parent/Teacher signature

5. Name five (5) of your favourite things God created for you.

6. Make a collage, color a picture of God's world, or take a walk outside and find things He made.

Parent/Teacher signature

Myself

I. I Am Special

A. Memorize John 3:16

B. Memorize another text form the list:

- a) Genesis 1: 27
- b) Psalms 32:7 o 119:73
- c) Proverbs 3:1 o 20:11
- d) John 14: 15
- e) 1 Corinthians 10:31
- f) 1 John 4:7 or 12 or 19

II. I Can Make Wise Choices

- A. Learn my full name
- B. Learn my mother's full name
- C. Learn my father's full name
- D. Learn my address
- E. Learn my mother's/fathers phone number
- F. Earn the Alphabet fun chip
- G. Earn the Manners fun chip

III. I Can Care For My Body

- a. Learn to Brush my teeth
- b. Learn to Comb/Brush my hair
- c. Learn to dress myself
- d. Learn to tie your shoes
- e. Earn the Know your body chip

I Am Special

Memorize John 3:16



"For God so loved the that He gave His only Begotten Son, that whosoever believes in Him may not perish but have everlasting life."

John 3:16

Memorize another text form the list:

- a. Genesis 1: 27
- b. Psalms 32:7
- c. Psalms 119:73
- d. Proverbs 3:1
- e. Proverbs 20:11
- f. John 14: 15
- g. 1 Corinthians 10:31
- h. 1 John 4:7 or 12 or 19

My chosen verse is:

I Can Make Wise Choices

Learn my full name

My full name is

Learn my mother's full name

My mother's full name is

Learn my father's full name


My mother's full name is

Learn my address

My address is:

Learn my mother's/fathers phone number.

My mother's / father's phone number is



Alphabet fun chip

1. Know all the letters of the alphabet.



2. Know how to spell your first name.

3. Take a walk around the room or outdoors and find as many objects as you can that begin with a different letter of the alphabet.

4. Be able to write from memory ten letters of the alphabet.

5. Draw five letters, cut out and paste objects or pictures to go with each of the letters drawn.

7. What are some other ways of writing? (hieroglyphics, etc.)

Earn the Manners fun chip



1. Learn the Golden Rule (Matthew 7:12)

2. What are the four magic words? (Please, Thank You, You're Welcome, and Excuse Me.)

3. Draw or cut and paste pictures to illustrate one of the magic words.

4. Play a game using the four magic words.

Magic Word Game

On strips of paper, write incidents such as

"When you are given a gift, what do you say?"

"When someone says to you, 'Mary, you have a pretty dress, 'what do you say?"

"When you walk down the hall and bump into someone, what do you say?"

Use your imagination to think of more incidents. Put the strips of paper in a basket. Have the child draw one and the teacher read it and the child respond appropriately

I Can Care For My Body

Learn to Brush my teeth properly

HOW DO WE BRUSH OUR TEETH???

There's just 5 easy steps!!

1. Use a pea sized amount of toothpaste
2. Hold your brush at an angle
3. Brush all your teeth from the front to the back, the top and the bottom! Don't forget your tongue!!
4. Brush back and forth, round and round.
5. Spit out the toothpaste and rinse!



Parent/Teacher signature

Learn to Comb/Brush my hair



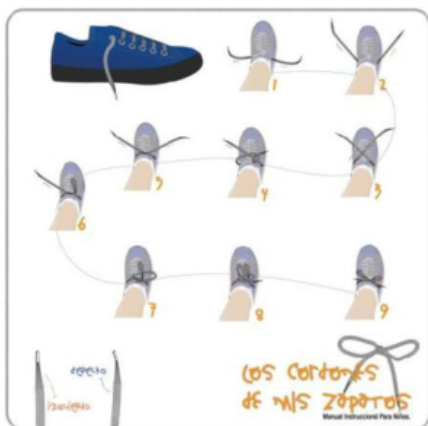
Parent/Teacher signature

Learn to dress myself



Parent/Teacher signature

Learn to tie shoe laces




Parent/Teacher signature

Earn the Know your body chip

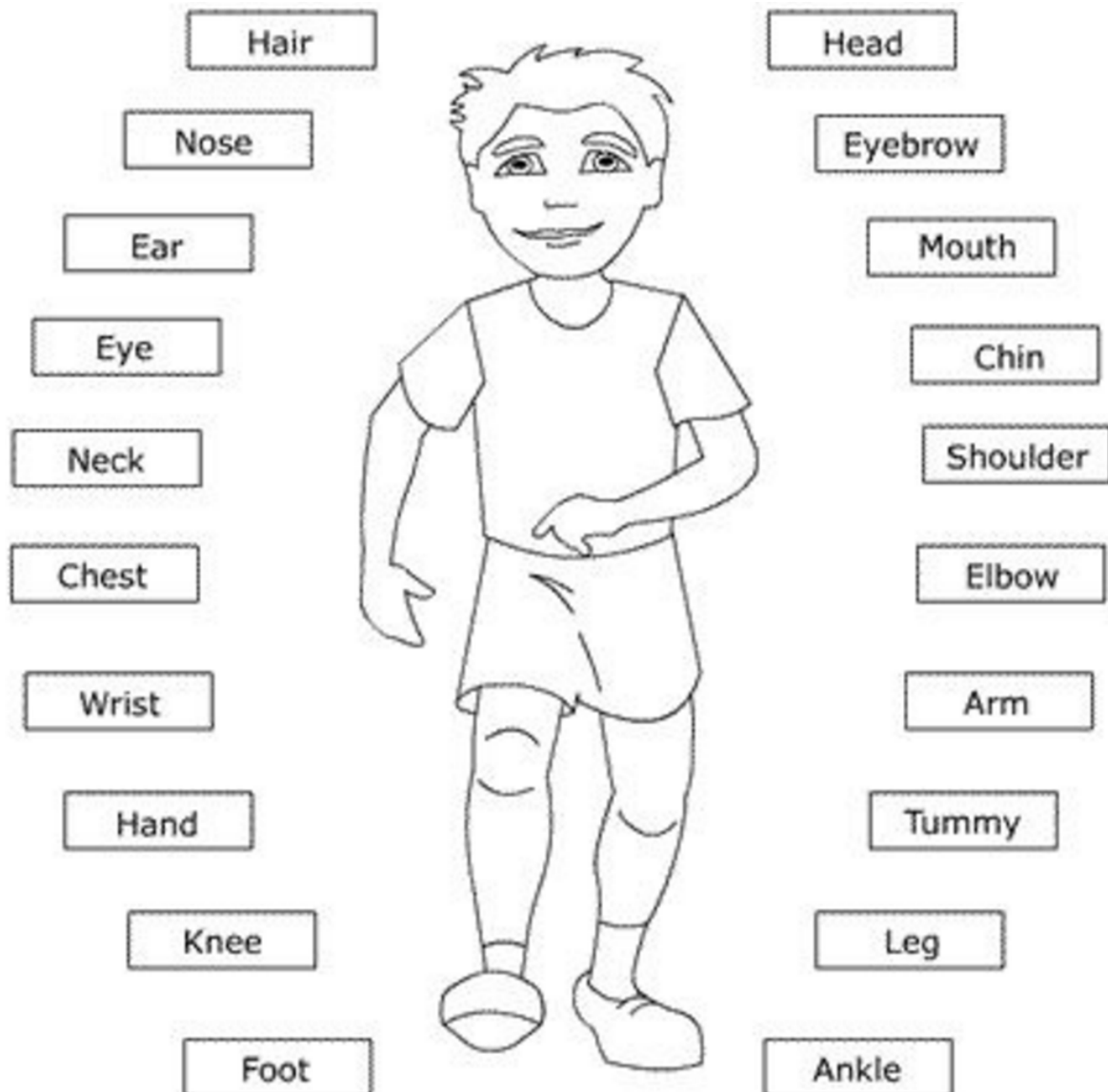
1. Learn I Corinthians 6:19.



2. Know at least twelve parts of your body.



3. Colour the picture below and draw lines to label parts of the body.



4. What are knees for?

5. What does your face do for you and others?

6. Name some useful things you can do with your hands.

7. How can you use your mouth for Jesus?

My Family

I. **I Have A Family**

- A. Say the fifth commandment: “Honor your father and your mother” (Exodus 20:12).

II. **Families Care For Each Other**

- A. Complete the Fire Safety chip.
- B. Choose from five (5) of the following activities; do the activity for five (5) working days.

III. **My Family Helps Me Care For Myself**

- A. Help pack a lunch and participate in an outdoor activity with a family member, your friend or club.
- B. Complete the Toys chip.
- C. Complete the Helping at Home chip.

I Have A Family

Say the fifth commandment: "Honor your father and your mother" (Exodus 20:12).

1. Memorize the 5th Commandment. Give an Explanation.



"Honor your father and your mother, that your days may be long in the land that the Lord has given you."

Exodus 20:12

Families Care For Each Other
Complete the Helping at Home chip.



(1) What body parts do you use to help at home?

(2) Name three ways you can help at home..

(3) Choose from five (5) of the following activities; do the activity for five (5) working days.

	Sunday	Monday	Tuesday	Wednesday	Thursday	Friday	Sabbath
Wash, dry or empty the dishes from dishwasher							
Pick up your toys							
Hang up your clothes							
Make your own bed							
Lead out in worship							

(4) Learn a song about helpers.

(5) Name a Bible character who was a helper.

Complete the Fire Safety chip.



1. What should you do if your clothes catch on fire?

2. What should you do if there is smoke in your house and it's hard to breathe?

3. Memorize your phone number and street address.

4. What phone number do you call if there is a fire? What do you tell the person who answers the phone?

5. Visit a fire department.

Signature of the person who helped finish this requirement:

My Family Helps Me Care For Myself

Help pack a lunch and participate in an outdoor activity with a family member, your friend or club.

Signature of the person who helped finish this requirement:

Complete the Toys chip.



1. What are your favourite toys?

2. Draw or colour a picture of your favourite toys.

3. Why is it better to take out one or two toys at a time and then put them away?

4. Pick up your toys for one week.

	Sunday	Monday	Tuesday	Wednesday	Thursday	Friday	Sabbath
Pick up your toys							

5. Share a toy with:

a. Friend _____

b. Your brother or sister, cheerfully _____

6. Sing a song about sharing and practice while singing.

Name of the song: _____

7. Give a toy to someone who doesn't have a toy

OR

Collect a toy and give it to charity.

8. Make a "Thank you" note for someone who has given you a toy.

9. Make a wish list by drawing or by cutting and pasting pictures of four different toys you would like for your birthday.

My World

I. **The World of Friends**

A. Make & deliver a Get Well Card to a sick person

II. **The World of Other People**

A. Know 8 Colours (Red, Yellow, Blue, Green, Purple, Brown, Black and Orange).

B. Know the primary colours (Red, Yellow and Blue).

III. **The World of Nature**

Complete an Award for nature, not previously earned.

The World of Friends

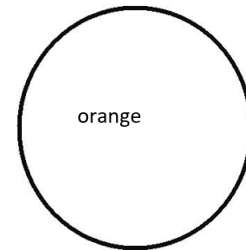
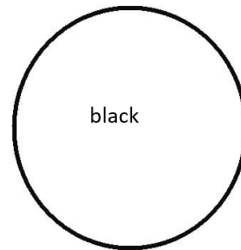
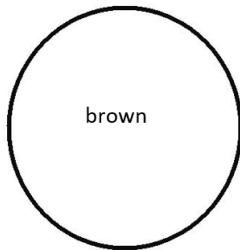
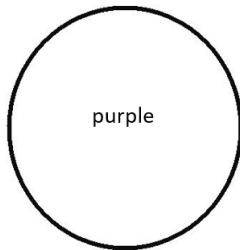
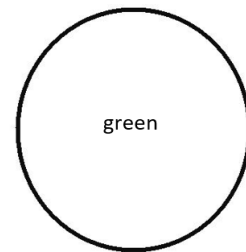
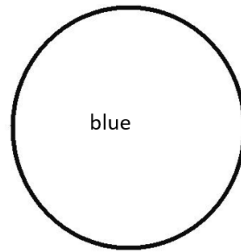
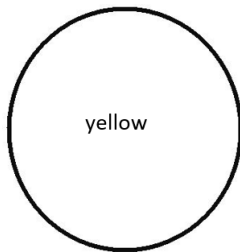
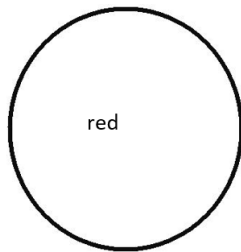
Make & deliver a Get Well Card to a sick person

Parent/Staff Signature

The World of Other People

Colours

Memorize the eight (8) major colors (Colour in each circle with the correct colour):



Memorize the primary colors:

