



BUSY BEE



CLASS



Busy Bee CLASS



Name



I am in the Busy Bee Class

My name is

My birthdate is

I live at





The Adventurer Pledge

Colour in the pledge and learn to say it.

Because
Jesus loves me
I can always
do my best.



Busy Bee Pledge

I can say the Adventurer Pledge

‘Because Jesus loves me, I can always
do my best’

I want to act like the pledge tells me to:

Signed.....



The Adventurer Uniform

Uniform for the Adventurer boy and girl

GIRLS Navy blue pinafore or skirt, white blouse (shirt type blouse with short sleeves).

BOYS Navy blue pants, white shirt with short sleeves and regular collar.

BOYS/GIRLS Shoes: uniform within club; Navy blue or white socks: uniform within club.

SCARF Adventurer scarf is part of the uniform worn with an Adventurer slide.

AWARD SASH The sash is navy blue and part of uniform.

Class Level: ___ LL ___ EB ___ BB ___ SUN ___ BUI ___ HH


Field Uniform

Club Polo-Shirt ___ Have ___ Need _____ Size

Class A Uniform

Left Arm:

Adventurer World ___ Have ___ Need



Right Arm:

Club Crest Insignia: ___ Have ___ Need
Insignia Patch: ___ Have ___ Need



Sash:  ___ Have ___ Need

Scarf:



Slide:
___ Have ___ Need

Scarf:



<p>Left Sleeve</p>	<p>The Adventurer World emblem is to be worn on left sleeve 1½” below the shoulder seam.</p>	 <p>Left Sleeve</p>
<p>Right Sleeve</p>	<p>The Adventurer Club Name Crescent is to be worn ½” below the shoulder seam. The Adventurer Club Emblem is to be worn 2½” down from the shoulder seam.</p>	
<p>Sash</p>	<p>Adventurer awards and class pins, only. If you have earned any AY/Pathfinder Honours you are not to place them on your sash.</p>	
<p>Name Tag</p>	<p>Your name tag is to be centred over the right pocket or its equivalent position on the sash or blouse.</p>	

The Adventurer Song

We are Adventurers,
 at home, at school, at play.
 We are Adventurers,
 we're learning every day –
 To be honest, kind and true,
 to be like Jesus through and through.
 We are Adventurers!

Copyright 2006 - Jomah Music and Publications

Music and Words by Joann M. Herrington

Chord symbols for the first system: F, Bb, F, C7

Chord symbols for the second system: F, F7, Bb, C7, F, A7

Chord symbols for the third system: Dmin, Gmin, F, C7, F

Voice line lyrics:
 We are Ad-ven-tur-ers; at home, at school, at play; We are Ad-ven-tur-
 ers, We're learn-ing ev'ry day to be hon-est, kind, and true, to be like Je-sus through and
 through - - - We are Ad-ven-tur-ers!

Copyright 2006 - Jomah Music and Publishing



Busy Bee Reading Certificate

Reinforcement

I read or listened to two books from the Adventist Book Centre Adventurer Reading List OR

I read or listened to two books from the following categories:

- Jesus
- How your body works
- Families
- Nature
- Missions

My books were called:

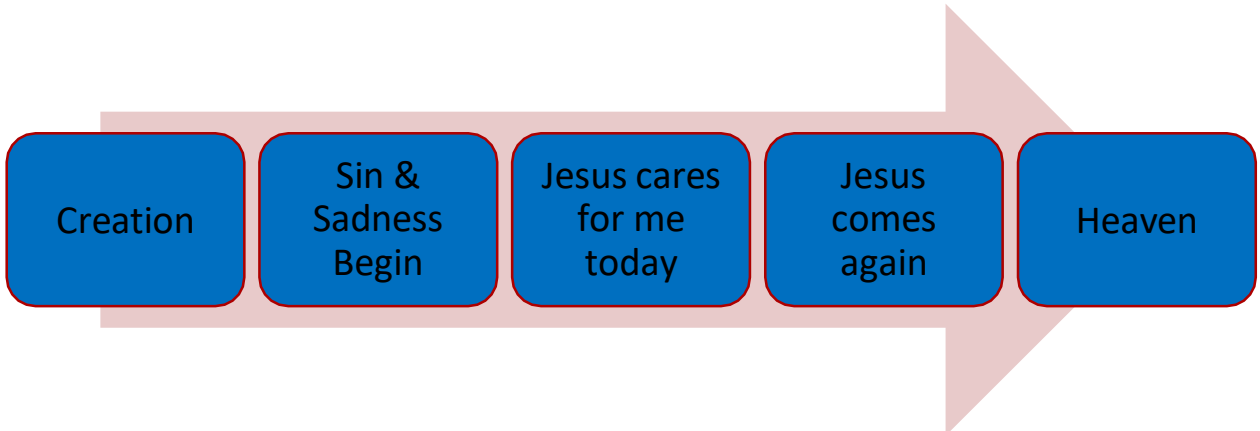
.....
.....
.....
.....

Teacher Signature.....



His Plan to Save Me

Story Chart



Creation

Story – God creates the world



Have you ever been in a very dark place? No light anywhere? That is just what it was like when God began to create our world.

God looked at the dark, watery space. It was time to put His plans for earth into motion. Then God said, "Let there be light." And suddenly there was a bright light. God separated the light from the darkness. He called the light day and the darkness night. This was the first day of Creation.

God looked around. Water covered everything. He spoke and the waters divided, forming the sky. This was the second day of Creation.


God looked at the watery world. He said, "Let the water under the sky be separated and let dry ground appear." As He spoke, it happened. God called the waters "seas" and the dry ground "land." God looked at the land

and the seas, and He saw that it was good.

Then God said, "Let the land produce vegetation: seed-bearing plants and trees on the land that bear fruit with seed in it, according to their various kinds." And it was so. God looked at the plants and trees, and saw that it was good. This was the third day of Creation.

God looked up at the sky. "Let there be lights in the heavens to separate day and night," He said. "They will light the earth and mark seasons, days, and years."

God made two great lights. The sun was the brighter light to shine during the day. The moon was the weaker light to shine at night. God also made the stars. God looked at the sun, the moon, and the stars and saw that it was good. This was the fourth day of Creation.



God said, "Let the seas and the rivers be filled with living creatures. Let birds fill the air with their songs." God looked at all the creatures that live in the water. He watched the



birds. "That's good!" He said. God blessed them and said, "Be fruitful and increase in number. Fill the seas, the rivers, and the sky." This was the fifth day of Creation.

God said, "Let the land produce living creatures—livestock, creatures that move along the ground, and wild animals." God looked at them and saw that they were good. Then God said, "Let us make people in our image. They will rule over the fish of the sea, the birds, the livestock, the animals that creep on the ground, and all other living things."

God created man and woman (next week's lesson will give the details of how that happened) and blessed them saying, "Be fruitful and increase in number. Fill the earth and rule over it. I give you all the seed-bearing plants and fruits of the trees for food. I give every creature every green plant for food." God looked at everything that He had made, and it was very good. This was the sixth day of Creation.

God made the world in six days. When He finished making it beautiful, He gave it to Adam and Eve to care for. God still gives us wonderful gifts today because He loves us. When we see the wonderful things in nature, let's remember that God's love is shown by the things He has made.





Craft-

Make a wall hanging:

Creation wall Hanging

God Made the Sky and Earth (Genesis 1)

WHAT YOU NEED

- hole punch
- paper plates
- yarn (any color)
- marker
- colorful wrapping paper
- scissors
- glue
- green crayons

WHAT YOU DO


- 1 Punch a hole in each paper plate. Insert a 3" piece of yarn and tie a loop so that the plate can be hung. Print "God Made the Sky and Earth" on the plates.
- 2 Cut several 3" circles from wrapping paper for each child. Fringe the edges of the circles by making 1/4" cuts around the edges. See the illustration.
- 3 Guide children to glue the flowers on the plates. Give children green crayons and show them how to draw stems on their flowers.

WHAT YOU TALK ABOUT

- What color are your flowers?
- Who made the flowers?
- Thank God for making the sky and earth.



Colour in the following:





Sin & Sadness begin

Story – Leaving the garden

Hiding From God

Genesis 2:8, 9, 16, 17; 3; Patriarchs and Prophets, pp. 49-70

Have you ever done something wrong and been afraid to say that you did? Adam and Eve must have felt that way. It probably happened like this . . .

Adam and Eve were happy in their garden home. The best part of the day was the evening, when God often came and talked with them face to face. On the seventh day, Sabbath, they spent the whole day with God. They probably never wanted Sabbath to end.

God told them to enjoy every tree in the garden, except one tree—the tree of the knowledge of good and evil. He said: “You must never eat the fruit. If you do, you will surely die.”

One day Eve was walking through the garden and came near the tree. As she looked at it, a beautiful creature, a serpent, began to talk to her. “Is it true that God has told you that you can’t eat from any tree in this garden?” the serpent asked.

Eve knew she should go away from that place, but she didn’t. Instead, she answered the snake: “God told us we can eat from all the trees in the garden—except this one. We are not to eat its fruit. We are not even to touch it! If we do, we will die.”

The snake answered, “You won’t die. You will be as smart as God is! Eating the fruit will make you wise.”

Eve reached out and touched the fruit. Nothing happened. Then she took some fruit and bit into it. It tasted good. She picked more and gave it to Adam. When he knew Eve had eaten some, he ate some too.

As soon as Adam took a bite something happened to them. They realized that they were naked! They were ashamed—and afraid. They knew they had done wrong. They ran





to a fig tree and used its leaves to cover themselves.

That evening, when they heard God walking through the garden, they hid. They were ashamed to meet Him. When God found them, He asked: "Why were you hiding?"

"We heard You in the garden," Adam told God. "And we were afraid."

God knew what they had done, and He was sad. They would have to face the consequences. He told them that they would have to leave the beautiful garden. They would begin to get old and eventually die. Life outside the garden would be hard. Weeds would grow. There would be thorns. They would have to work hard to grow their food. And everything else would die, too—the plants and the animals.

Even though Adam and Eve had chosen to disobey Him, God did not leave them alone. He told them about His plan to make things right. He would send His Son into the world. His Son would die and take the blame for all the things they did wrong.

Adam and Eve were very sad and very sorry for what they had done.

God forgave Adam and Eve for disobeying Him. He will forgive you too when you do wrong, if you ask Him, and if you are really sorry. He wants to help you do what is right. And He wants you to be ready

to go to heaven when Jesus comes again.






Craft-

Cardboard sword- make a sword

or

Colour in the following:





Jesus cares for me today

Story – Jesus looked after me when I



Craft-

Draw around your hands – draw a picture on the hands of what you would like to pray for






Colour the picture below:





My picture of how Jesus Cares for Me Today





Jesus comes again

Story – Coming in the Clouds



Craft-





Heaven

Story – Gods' home




Craft-

What will it be like? Nobody knows, but there are some things that will not be there. Colour in the pictures below.



Which of the two pictures is most like heaven?





Bible I Award



How to respect and care for your Bible

- ✓ My Bible is special because inside it are written the stories of God and Jesus
- ✓ My Bible is special because God protected it and the words that were written a long time ago in another language still have the same meaning today
- ✓ I will care for my Bible by looking after it carefully, it is more special than any other thing we have
- ✓ Did you know that you shouldn't put any other book on top of a Bible?

Name the first book of the Bible and who wrote it?

Genesis- it was written by Moses, he wrote it a long time after it happened from the stories he heard and messages from God that made sure it was true

Name the last book of the Bible and who wrote it?

Revelation- it was written by John who was a disciple of Jesus, he wrote it when he was an elderly man, God gave him visions or dreams of what would happen in the future

Tell or Act out the following stories from the Bible:

- ✓ Creation
- ✓ Sin & sadness begin
- ✓ Jesus cares for me today
- ✓ Jesus comes again
- ✓ Heaven

Memorise 2 of the following Bible Verses about Jesus' love for you

1. John 3:16
2. Psalm 91:11
3. John 14:3
4. Psalm 23:1
5. Your choice of verse

Prepare and act out a Bible story or parable or as a group recreate a Bible story in sand

See Resources section for colouring booklet from

<http://www.lambsongs.co.nz/Bible%20Story%20new%20testament.htm>





Prayer



I
**CAN
PRAY**



Every morning when we awake,
As we begin our day,
Let's think first of Jesus,
We'll fold our hands and pray.



Every meal before we eat,
The food we have that day,
We want to thank dear Jesus,
We'll fold our hands and pray.



Every night when we are tired,
from our busy day,
Let's take time to talk to Jesus,
we'll fold our hands and pray.



It's good to pray
for your friends.



Thank you, dear Jesus,
For our friends.
Please help us to be kind to them,
and share our toys with them.

Lets find out
why people pray!

Who shall we ask?

prays because ...

prays because ...

prays because ...



Here are some people
who care for me,



Mummy,



Daddy,



Teacher,



Policeman,



Nurse,



Pastor



Fireman,



Doctor,



Feelings

Adventure Bear is playing the Feelings Game



I'm lonely.



I'm angry.



I wonder.



I am happy.



I feel good



I'm excited.



I feel sad.



I am great.






Health Specialist Award

I Corinthians 6: 19,20

'You are not your own, for you were bought with a price. So glorify God in your body [ESV]

Matching Color and Foods Activity Worksheet

Did you know that fruits and vegetables come in many colors? Color your plate with your favorite colors!
Draw a line and match the color with the right foods.



Green



White



Yellow



Purple



Orange



Blue



Red

Visit www.ChefSolus.com for free kids' nutrition games, interactive word puzzles, color my plate sheets and fun healthy food activities! Copyright © Nourish Interactive, All Rights Reserved

Sourced from: <http://www.nourishinteractive.com/nutrition-education-printables/14-color-fruits-vegetables-matching-activity-kids-free-printable>





Safety Specialist Award

Home Safety- four safety rules

Outdoor safety- four safety rules

Church Fire Drill

How many EXIT signs are there?

List of Hazards

.....

.....

.....

.....

.....

.....

.....

.....

.....

.....

.....

.....

.....

.....

.....

.....

.....

.....

.....

.....




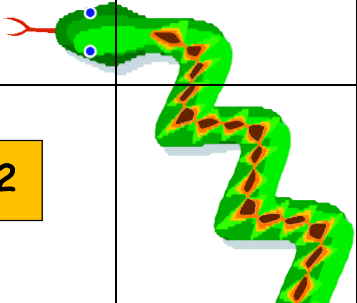
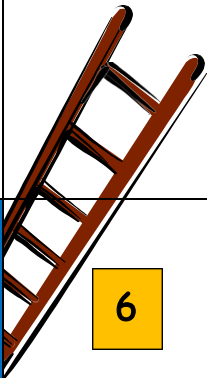
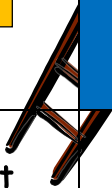

.....

Draw a safe place' - My Safety Poster

Play the 'Safety Game

My Safety Game

Slide down the snakes and go up the ladders

	<p>Jesus loves me!</p>	<p>32</p>	<p>I ran after a ball into the street</p>	<p>30</p>
<p>25</p>	<p>26</p>	<p>I lost my adult in the shops</p>	<p>28</p>	
<p>24</p>		<p>22</p>		<p>20</p>
<p>I gave an adult the matches I found</p>	<p>16</p>	<p>Jesus loves Me!</p>	<p>18</p>	<p>19</p>
<p>14</p>		<p>12</p>		<p>10</p>
<p>I didn't climb the fence</p>	<p>6</p>	<p>I didn't touch the spider</p>	<p>8</p>	<p>9</p>
<p>Jesus loves me!</p>	<p>3</p>	<p>2</p>	<p>I held hands crossing the road</p>	

START

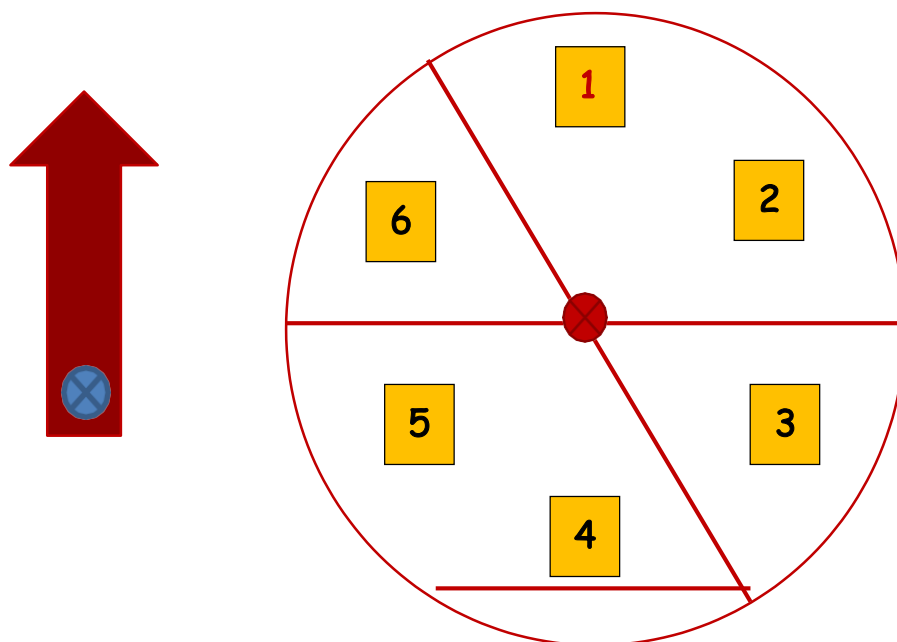
START HERE and turn left and right until you reach the top

Counters- One for each Busy Bee- copy onto cardstock



Pointer to use an alternative to dice- copy onto cardstock

Pierce a hole through the end of the arrow and fasten to centre of pointer with a paper fastener








Friend of Animals Award

The Animals and Birds I saw were:

Animal match

Draw a line matching the picture with the animal names.



Cat and kitten

Goat and kid

Duck and duckling

Kangaroo and joey

Sheep and lamb






Pig and piglet

Horse and foal

Hen and chick

Dog and puppy

Cow and calf



Animals you can find on a farm

Words in this puzzle may be found by reading from left to right. Find all six words from the word list and circle them in the puzzle. Have fun!

F C O W O K

C A T P I G

M S H E E P

E F C Y R Q

G O A T M B

P J D O G B

WORD LIST

COW

PIG

CAT


DOG

SHEEP

GOAT

WORD SEARCH

Copyright 2005 theKidzpage.com



Class Resources

Adventurer Websites

South Pacific Division Adventurers <http://adventurers.adventistconnect.org/> North American Division <http://www.adventurer-club.com/>

General Conference Adventurers

<http://gcyouthministries.org/Ministries/Adventurers/tabid/81/Default.aspx>

Books

Fantastic Games for children's ministry CEP [Christian Education Publication] 2004

100 Creative Activities for Sabbath –Karen Holford- Pacific Press 2006

The A-Z of Ministry for Children- Owen Shelley & Michael Perini – Scripture Union 2005

100 Creative Ways to Learn Memory Verses –Karen Holford- Pacific Press 2010
100 Creative Prayer Ideas for Kids –Karen Holford- Pacific Press 2003

Games for all Ages – 100 Fun Activities – Group

Publishing 2002 The Big Book of Bible Crafts – Gospel

Light

More Bible Crafts on a Shoestring Budget- craft foam and felt- Rainbow Publishers 2012